

Santosh K. Agrawalla & Associates

Chartered Accountants

Plot No. : Plot No. : 361/2323, Jayadev Vihar, Bhubaneswar - 751 013, ODISHA

Tel.: +91-674-3512423 / 3512424, E-mail : caska@caska.co.in, URL : www.caska.co.in



AUDITORS REPORT

To
The Members,
Kalinga Institute of Industrial Technology,
Plot No. 383, 384, Patia, Bhubaneswar-751024

We have examined the attached Balance Sheet of **KIIT DEEMED TO BE UNIVERSITY of KALINGA INSTITUTE OF INDUSTRIAL TECHNOLOGY, BHUBANESWAR, ORISSA** as at 31st March 2023, annexed Income & Expenditure Account for the years ended on that date. These financial statements are the responsibility of the Society/ Institute's Management. Our responsibility is to express an opinion on these financial statements based on our audit.

1. We have conducted our audit in accordance with the auditing standard generally accepted in India. Those standards require that we plan and perform the audit to obtain reasonable assurance about whether the financial statements are free from any material misstatements. An audit includes examining on test basis, evidence supporting the amounts and disclosures in the financial statements. An audit also includes assessing the accounting principles used and significant estimates made by the management, as well as evaluating the overall financial statements presentation. We believe that our audit provides a reasonable basis for our opinion.

1. Further to our comments in the Annexure referred in paragraph 1 above we state that:

- a) We have obtained all the information and explanations, which to the best to our knowledge and belief were necessary for the purpose of our audit.
- b) In our opinion proper books of account as required by law have been kept by the Society/ Institute so far, as appears from the examination of such books.
- c) The Balance Sheet & Income & Expenditure Account dealt with by this report are in agreement with the books of account.
- d) In our opinion and to the best of our information and according to the explanation given to us, the said accounts read together with the notes thereon give the true and fair view:

(i) In case the Balance Sheet, the state of affairs of the Society/ Institute as at 31st March 2023.

And

ii) In case the Income and Expenditure Account for the year ended on that date.

For SANTOSH K. AGRAWALLA & ASSOCIATES
Chartered Accountants

Plot No-361/2323, Jayadev Vihar,
Bhubaneswar-751013

Date: 20th September, 2023

UDIN : 23055996BGWVF16448



SK Agrawalla
[CA S. K. Agrawalla]
Partner
M.No 055996

Name of the University:		KALINGA INSTITUTE OF INDUSTRIAL TECHNOLOGY(DEEMED TO BE UNIVERSITY) 383, 384 Patia, Bhubaneswar-24	
Income & Expenditure Account for the year ended 31 March, 2023		(Amount in Rs.)	
Particulars	Note No.	As at March 31st,	
		2023 (Rs.)	2022 (Rs.)
(A) INCOME			
Academic Receipts	2.16	10,86,78,05,777.67	8,43,18,18,146
Grants & Donations	2.17	12,46,79,566	9,54,30,224
Other income	2.18	2,83,01,77,135	2,67,07,20,960
TOTAL (A)		13,82,26,62,479	11,19,79,69,330
(B) EXPENDITURE			
Staff Payments & Benefits	2.19	4,40,10,19,823	3,53,50,17,767
Academic Expenses	2.20	2,36,19,21,099	1,39,34,17,770
Administrative & General Expenses	2.21	2,66,61,03,040	2,28,27,34,307
Transportation Expenses	2.22	4,22,15,369	3,09,97,212
Repairs & Maintenance	2.23	90,10,20,391	85,01,88,521
Finance Cost	2.24	41,29,54,404	41,31,22,245
Other Expenses	2.25	4,58,65,920	8,13,37,553
Depreciation and amortisation expenses	2.8	1,70,48,31,024	1,44,23,57,636
TOTAL (B)		12,53,59,31,071	10,02,91,73,011
Balance being excess of Income over Expenditure (A-B) transfer to/from Designated fund			-
Balance Being Surplus (Deficit) Carried to General Fund		1,28,67,31,408	1,16,87,96,320
SIGNIFICANT ACCOUNTING POLICIES		1	
NOTES TO ACCOUNTS		2	

As per our report attached
for Santosh K. Agrawalla & Associates
Chartered Accountants
Firm's Registration No.322231E



CA. S. K. Agrawalla
Partner
Membership No- 055996



Place : Bhubaneswar
Date : 20th September, 2023

For and on behalf of
Kalinga Institute Of Industrial Technology



S. C. SATAPATHY
Director Finance
KIIT Deemed to be University
EBSR, Odisha, India-751024

UDIN : 23055996BGWVF16448

Particulars	(Amount in Rs.)	
	As at March 31st,	
	2023	2022
	Rs.	Rs.
Opening Balance	1,64,18,36,444	1,45,22,91,891
Add: During the Year	19,18,34,774	18,03,54,190
Add: Grant-in-Aid	96,61,458	91,90,363
Closing Balance	1,84,33,32,676	1,64,18,36,443.57

Particulars	(Amount in Rs.)	
	As at March 31st,	
	2023	2022
	Rs.	Rs.
(a) Development Reserve		
Opening Balance	31,39,15,181	31,39,15,181.00
Add : During the year		
Closing Balance	31,39,15,181	31,39,15,181
(b) General reserve		
Opening Balance	16,96,75,57,991	14,08,92,57,975
Add: Transferred from surplus in Statement of Income & Exp.	1,28,67,31,408	1,16,87,96,320
Add: Development Fee	1,81,70,38,771	1,70,95,03,696
Less: Utilised / transferred during the year:		
Closing Balance	20,07,13,28,170	16,96,75,57,991
(C) Surplus / (Deficit) in Statement of Income & Expenditure A/C		
Opening Balance		
Add: Surplus / (Deficit) for the year	1,28,67,31,408	1,16,87,96,320
Amounts transferred from:		
General Reserve		
Other Reserves		
Amounts transferred to:		
General Reserve	1,28,67,31,408	1,16,87,96,320
Other Reserves		
Closing Balance	-	-
TOTAL	20,38,52,43,351	17,28,14,73,172

Particulars	(Amount in Rs.)	
	As at March 31st,	
	2023	2022
	Rs.	Rs.
(a) Term Loans		
From Banks (Secured)		
Indian Bank		
Loan-LT-INDIAN BANK-7463458339	32,11,86,328	-
Loan-LT-INDIAN BANK-7469178071	7,87,13,878	-
Bank of India		
Loan-BOI-LT-556465410000046	4,48,93,756	9,00,00,074
Loan-BOI-LT-556465410000050	22,68,23,213	13,49,19,902
Loan-BOI-LT-556465410000051	20,34,55,580	27,08,97,427
Canara Bank		
Canara Bank-2887753000009	-	87,50,000
Loan-Canara Bank-2887773000127	5,73,87,197	8,60,80,796
SUB-TOTAL	93,24,59,952	59,06,48,199



S. C. Satapathy
S. C. SATAPATHY
Director Finance
KIIT Deemed to be University
BBSR, Odisha, India-751024

Note 2.3 : Long Term Borrowings (Continue)	(Amount in Rs.)	
	As at March 31st,	
	2023	2022
Particulars	Rs.	Rs.
HDFC Bank		
HDFC Bank-A/C-122LN06182580001 (Building)	-	7,12,50,000
Loan-HDFC-Bank-122LN06192730001	7,50,00,000	17,50,00,000
Loan-HDFC-Bank-122LN06202390001	14,00,00,000	22,00,00,000
Loan-HDFC BANK-122LN06213640002	32,00,00,000	40,00,00,000
Loan-LT-HDFC BANK-122LN06221870002	40,00,00,000	-
Punjab National Bank		
PNB-A/C-04957025005622 (Building)	-	6,75,00,000
PNB-A/C-04957021000402 (Building)	11,25,00,000	16,87,50,000
PNB-LT-04957025008099	30,70,29,036	35,70,29,036
PNB-A/C-297700IC00000649 (Building)	7,00,00,000	10,51,19,112
Loan-PNB-297700PD00000540	-	55,28,825
Loan-Punjab National Bank-04958191000131	-	1,06,56,659
Axis Bank		
Loan-AXIS-LT-920060017350117	29,63,72,730	39,63,72,730
ICICI Bank		
Loan-ICICI-BANK-0000006019	20,00,00,000	30,00,00,000
Loan-ICICI-BANK-520004836002001	22,50,00,000	30,00,00,000
Loan-LT-ICICI BANK-520004836003001	1,00,00,00,000	-
(b) O/D LOAN FROM BANK		
Indian Bank		
Bank A/C-Indian Bank-OD-50010093333	51,17,42,025	57,55,26,650
Bank A/C-Indian Bank-OD-50010135660	10,06,21,661	10,03,69,452
Bank of India		
Bank A/C-BOI-OD-556625110000003	14,59,93,333	17,16,03,171
Bank A/C-BOI-OD-514027110000003	8,59,42,235	8,74,96,324
Axis Bank		
Bank A/C-Axis Bank-OD-920030067691124	-	20,63,294
Bank A/C-Axis Bank-OD-921080005016617	-	38,91,00,000
Canara Bank		
Bank A/C-Can Bank-OD-2887256010016	34,22,57,052	33,59,65,696
Punjab National Bank/OBC		
Bank A/C-OBC-OD-4955011000197	15,53,21,129	22,35,54,688
Bank A/C- PNB-OD-2977009300005550	-	1,06,51,169
Bank A/C- PNB-OD-2977009300005888	68,43,095	10,76,18,214
Bank A/C- PNB-OD-049510PC00000048		
(c) Loans and advances from related parties		
Unsecured considered good		
(d) Other loans and advances (Unsecured)		
Others*	-	-
	4,49,46,22,296	4,58,11,55,022
TOTAL	5,42,70,82,248	5,17,18,03,220



S. C. Satapathy

S. C. SATAPATHY
Director Finance
KIIT Deemed to be University
BBSR, Odisha, India-751024

Notes:

- (i) **Secured Loan from Indian Bank**
Primary Securities:
Term Loan from Allahabad Bank is secured by Land & Building of the Society & OD is sanctioned against
(a) Fees receivables.
- (b) **Co-lateral Securities**
All Loans from Allahabad Bank are secured by Land & Building of the Society.
- (c) **Personal Guarantee**
Dr. Achyutananda Samanta, Founder.
- (ii) **Secured Loan from Bank of India**
Primary Securities:
Term Loan from Bank of India is secured by Land & Building & equipments of the Society & OD is
(a) sanctioned against Fees receivables.
- (b) **Co-lateral Securities**
All Loans from Bank of India are secured by Land & Building & equipments of the Society.
- (c) **Personal Guarantee**
Dr. Achyutananda Samanta, Founder & Mr. R. N. Dash, Secretary.
- (iii) **Secured Loan from Canara Bank**
Primary Securities:
Term Loan from Canara Bank is secured by Land & Building & Furniture Fixture of the Society & OD is
(a) sanctioned against Fees receivables.
- (b) **Co-lateral Securities**
All Loans from Canara Bank are secured by Land & Building & Furniture Fixture of the Society.
- (c) **Personal Guarantee**
Dr. Achyutananda Samanta, Founder
- (iv) **Secured Loan from HDFC Bank**
Primary Securities:
(a) Term Loan from HDFC Bank is secured by Land & Building & equipments of the Society.
- (b) **Co-lateral Securities**
All Loans from HDFC Bank are secured by Land & Building & equipments of the Society.
- (c) **Personal Guarantee**
Dr. Achyutananda Samanta, Founder.




S. C. SATAPATHY
Director Finance
KIIT Deemed to be University
BBSR, Odisha, India-751024

(v) Secured Loan from PNB	
Primary Securities:	
(a) All Loans from PNB are secured by Land & Building & Furniture Fixture of the Society & OD is sanctioned against Fees Receivable.	
(b) Co-lateral Securities	
All Loans from PNB are secured by Land & Building & Furniture Fixture of the Society.	
(c) Personal Guarantee	
Dr. Achyutananda Samanta, Founder & Mr. R. N. Dash, Secretary.	
(vi) Secured Loan from ICICI Bank Ltd.	
Primary Securities:	
(a) Loan from ICICI Bank is secured by Land & Building of the Society.	
(b) Personal Guarantee	
Dr. Achyutananda Samanta, Founder & Mr. R. N. Dash, Secretary.	
(vii) Secured Loan from Axis Bank Ltd.	
Primary Securities:	
(a) Loan from Axis Bank is secured by Medical Equipment of the Society & OD is sanctioned against Fees Receivable.	
(b) Personal Guarantee	
Dr. Achyutananda Samanta, Founder.	

Particulars	(Amount in Rs.)	
	As at March 31st,	
	2023	2022
	Rs.	Rs.
(a) Payables:		
(i) Payable to Sundry Creditors-	9,14,043	9,14,043
(ii) Bills Payables-	-	-
	9,14,043	9,14,043
(b) Others:		
(i) Payables on purchase of fixed assets	1,98,13,348	1,26,90,654
(ii) Security deposit received	20,87,128	20,43,128
(iii) Caution Money	7,00,000	7,00,000
(iv) Gold Award Fund	15,621	15,621
(v) Contingency-DST Inspire Programe	1,50,000	1,50,000
(vi) Other Payables		
TOTAL	2,36,80,140	1,65,13,446



S. C. SATAPATHY
Director Finance
KIIT Deemed to be University
BBSR, Odisha, India-751024

Particulars	(Amount in Rs.)	
	As at March 31st,	
	2023	2022
	Rs.	Rs.
(a) Term loans		
From banks (Secured)		
HDFC Bank		
HDFC-122LN01220070001	-	20,00,00,000
HDFC-122LN01220100001	-	15,00,00,000
ICICI Bank		
ICICI -369160000014	-	1,20,53,317
ICICI -369160000015	-	3,64,89,460
ICICI-369160000016	-	63,59,753
ICICI BANK-369160000025	31,92,372	-
	31,92,372	40,49,02,530
TOTAL	31,92,372	40,49,02,530

Particulars	(Amount in Rs.)	
	As at March 31st,	
	2023	2022
	Rs.	Rs.
(a) Payables:		
(i) Acceptance		
Payable to staff	39,30,08,202	33,89,19,970
Payable to student	29,19,216	51,05,216
Payable to professionals	18,05,628	16,24,030
Payable to Sundry Creditors	1,10,17,10,169	1,20,69,22,226
Expenses Payable	1,54,57,216	1,66,57,214
(ii) Other than Acceptances		-
TOTAL	1,51,49,00,430	1,56,92,28,656

Particulars	(Amount in Rs.)	
	As at March 31st,	
	2023	2022
	Rs.	Rs.
(a) Statutory Remittances :		
E.P.F Payable	2,45,94,671	1,72,70,480
ESI Payable	16,48,478	11,58,211
CPF Payable	18,500	18,500
TDS Payable	7,02,87,656	5,19,92,856
Professional Tax Payable	12,82,100	10,23,125
Sales Tax Payable	5,20,000	5,20,000
Labour Cess Payables	6,02,417	-
GST Paybles	78,09,869	22,94,501
LIC Payable	50,263	50,432
(b) Advances from customers	3,52,25,285	3,68,29,496
(c) Others		
Rent Payable	58,47,636	69,67,295
Fellowship to JFR Payble	3,65,394	3,65,394
Fellowship to SRF Payble	11,81,886	11,81,886
Contribution to KISS	1,98,048	23,81,961
Grant-in-Aid Unutilized	7,84,29,248	5,53,55,913
Staff Loan	85,82,226	1,00,38,911
Other Payables	33,45,700	53,31,656
KIIT PMU		-
Bills payables	23,40,11,379	17,53,46,840
TOTAL	47,40,00,756	36,81,27,457



S. C. Satapathy
S. C. SATAPATHY
Director Finance
KIIT Deemed to be University
BBSR, Odisha, India-751024

Particulars	(Amount in Rs.)	
	As at March 31st,	
	2023	2022
	Rs.	Rs.
Non-current investments:		
Long-term investments- at cost		
Trade (unquoted)		
(a) Investments in equity instruments		
400000 Shares in Kalinga Media Private Limited @ ` 100/-	4,00,00,000	4,00,00,000
TOTAL	4,00,00,000	4,00,00,000

Particulars	(Amount in Rs.)	
	As at March 31st,	
	2023	2022
	Rs.	Rs.
Unsecured, Considered Good		
(a) Security deposits	8,35,86,036	11,19,15,515
(b) Advance against payables	1,84,52,211	1,99,52,211
(c) Advance for Office Expenses	9,24,727	3,15,075
(d) Advance for ENPRENDIA Project	2,52,90,929	2,52,90,929
Loans TBI	1,30,88,606	1,30,88,606
(e) Innovation Fund (Grant)	54,68,245	54,68,245
(f) Intra Loans & Advances	17,59,22,818	8,13,32,438
(g) Balances with government authorities		
Service Tax	23,91,095	23,91,095
Provident Fund	4,07,488	4,07,488
ESI	42,39,570	42,39,570
TOTAL	32,97,71,725	26,44,01,172

Particulars	(Amount in Rs.)	
	As at March 31st,	
	2023	2022
	Rs.	Rs.
(a) Inventory Consumables	9,04,09,432	14,93,68,521
(b) Chemicals	5,32,413	12,01,920
(c) Spares	51,20,364	2,12,15,743
(d) Furniture & Fixture	5,45,88,939	7,49,73,176
(e) Equipment/Machinery	28,77,66,562	67,79,15,115
(f) Medical Equipment	20,08,57,244	14,71,81,835
(g) Pharmacy Consumables	9,57,02,537	6,23,66,020
(h) Laptop	3,894	20,09,642
(i) Printing & Stationery	67,87,260	45,34,578
TOTAL	74,17,68,645	1,14,07,66,550




S. C. SATAPATHY
Director Finance
KIIT Deemed to be University
BBSR, Odisha, India-751024

Particulars	(Amount in Rs.)	
	As at March 31st,	
	2023	2022
	Rs.	Rs.
(a) Fees Receivable From Students	27,34,29,615	90,68,67,733
(b) Receivables from Customers		
(i) Hospital Dues	62,50,41,697	49,97,07,217
(ii) Pharmacy Dues	43,96,887	42,28,901
(c) Advance Income Tax		
TDS Receivables	27,80,83,664	21,33,09,845
TCS Receivables	21,74,182	14,03,245
(d) Other Receivables-		
KISS	3,67,38,915	2,37,94,031
Other Receivables	9,84,64,526	6,86,61,005
Grant-in-Aid Receivable	16,27,16,366	16,10,97,896
TOTAL	1,48,10,45,852	1,87,90,69,873

Particulars	(Amount in Rs.)	
	As at March 31st,	
	2023	2022
	Rs.	Rs.
(a) Cash on hand (As certified by the Management)	28,23,093	21,00,677
(b) Cheques, Postal Stamps, Drafts on hand	26,531	41,531
(c) Balances with banks		
(i) In Current Accounts	52,44,32,859	90,83,82,634
(ii) In Savings Account	2,08,30,64,645	1,55,66,96,489
(iii) In Deposit Accounts	86,68,93,469	57,43,65,109
(d) Others		
HDFC Credit Cards	4,89,426	4,48,475
Mutual Fund In UTI-SOM	3,53,600	3,53,600
TOTAL	3,47,80,83,623	3,04,23,88,515

Particulars	(Amount in Rs.)	
	As at March 31st,	
	2023	2022
	Rs.	Rs.
Allahabad/Indian Bank -Current A/c	9,54,09,973	6,87,25,147
Axis Bank Ltd.-Current A/c	22,70,416	30,45,39,062
Bank of India -Current A/c	2,38,70,593	6,64,44,691
Canara Bank-Current A/c	70,23,242	34,67,617
Central Bank of India-Current A/c	52,833	52,833
HDFC-Current A/c	24,52,87,292	24,87,96,871
ICICI BANK-Current A/c	48,55,967	4,28,20,871
Indian Overseas -Current A/c	2,12,342	2,12,342
ING Vysay Bank-Current A/C	119	119
Oriental Bank of Commerce/PNB-Current A/c	6,61,09,984	6,54,06,949
Punjab National Bank-Current A/c	742	7,22,99,853
Reserve Bank of India-Current A/c	-	-
State Bank Of India -Current A/c	7,00,41,322	2,37,55,920
Union Bank of India-Current A/c	174	174
United Bank Of India/PNB - Current A/c	92,97,859	1,18,60,186
	52,44,32,859	90,83,82,634



S. C. Satapathy

S. C. SATAPATHY
Director Finance
KIIT Deemed to be University
BBSR, Odisha, India-751024

(ii) The Details of Balances as on Balance Sheet Dates with Banks in Savings Account	(Amount in Rs.)	
	As at March 31st,	
	2023	2022
	Rs.	Rs.
Allahabad/Indian Bank -Savings A/c	13,38,98,326	22,04,14,138
Axis Bank Ltd.-Savings A/c	29,05,318	1,61,12,065
Bank of India -Savings A/c	56,24,30,872	17,51,26,245
Bank of Maharashtra -Savings A/c	4,47,228	1,03,48,889
Canara Bank-Savings A/c	9,42,91,450	10,21,35,283
HDFC-Savings A/c	15,80,02,308	10,13,19,513
ICICI Bank Ltd.-Savings A/c	1,07,95,817	14,79,872
Oriental Bank of Commerce/PNB-Savings A/c	1,05,96,84,355	86,65,95,369
Punjab National Bank-Savings A/c	2,98,534	2,71,247
State Bank Of India -Savings A/c	2,37,072	2,37,721
State Bank of Travancore-Saving A/c	6,60,803	6,60,803
Union Bank-Savings A/c	2,026	-
United Bank Of India/PNB - Savings A/c	5,94,00,708	6,19,85,515
UTI BANK-Savings A/c	9,829	9,829
	2,08,30,64,645	1,55,66,96,489



S. C. SATAPATHY
Director Finance
KIIT Deemed to be University
BBSR, Odisha, India-751024

(iii) The Details of Fixed Deposit Accounts as on Balance Sheet Dates with Banks	(Amount in Rs.)	
	As at March 31st,	
	2023	2022
	Rs.	Rs.
FD-Alla.Bank-50145558402	15,08,968	14,42,653
FD- Alla. Bank, KIIT-20139448832	10,68,156	10,55,276
FD-Alla.Bank,KIIT-50002705881	20,87,102	20,87,102
FD-Alla.Bank, KIIT-50002705916	20,87,102	20,87,102
FD- Alla.Bank-KIIT-50033302988	15,18,815	14,99,050
FD-Alla.Bank,Nayapalli-50002218877	77,881	74,022
FD-Alla.Bank -50269500629	1,63,115	1,55,947
F.D-All. Bank A/C-50188047442	1,00,000	1,00,000
FD-ALLAHABAD BANK-50177944047	2,59,585	2,59,585
FD-ALLAHABAD BANK-50177943871	1,64,153	1,64,153
FD-ALLAHABAD BANK-50141912094	1,71,882	1,79,300
FD-ALLAHABAD BANK-50143301388	1,60,307	1,58,563
FD-ALLAHABAD BANK-50130190272	1,35,000	1,35,000
FD-ALLAHABAD BANK-50281868905	7,77,164	7,23,192
FD-Alla.Bank -50412337037	90,00,000	90,00,000
FD-Alla.Bank -50412337059	90,00,000	90,00,000
FD-Alla.Bank -50413367991	49,67,499	50,00,000
FD-Alla.Bank -50415017161	50,00,000	50,00,000
F. D-B. O. I-A/C-556656110000221	1,09,87,662	1,06,09,753
F.D-B. O. I-A/C-556656110000232	4,60,18,848	4,45,56,038
F.D-B. O. I-A/C-556645110000291	18,63,596	17,86,910
F.D-B. O. I-A/C-556645110000310	6,60,843	6,34,775
F.D-B.O.I-A/C No.-514045110000080	14,20,065	13,61,060
F.D-B.O.I-A/C No.-556645110000131	8,85,208	8,48,754
F.D-B.O.I-A/C No.-556645110000125	3,43,642	3,26,007
F.D-B.O.I-A/C No.-514045110000119	13,58,67,863	13,00,43,579
F.D-B.O.I-A/C No.-556645110000082	23,48,056	22,27,624
F.D-B.O.I-A/C No.-556645110000083	1,09,08,587	1,03,50,337
F.D-B.O.I-A/C No.-556645110000225	2,74,54,546	2,66,97,291
F.D-B.O.I-A/C No.-556645110000226	32,81,627	31,53,145
FD-BANK OF INDIA-556445110008523	26,91,729	25,56,093
FD-Canara Bank-A/C-2487401001370/1	-	2,36,62,983
FD-OBC-13463031013465	21,81,867	20,81,808
FD-OBC-13463031011379	1,74,144	1,66,517
FD-OBC-13463031009918	17,84,648	17,00,005
FD-OBC-13463031032923	2,82,071	2,68,458
FD-OBC-13463031039199	2,60,651	2,49,023
FD-ST-BOI-556445110008792	39,55,746	37,87,154
FD-ST-BOI-556445110008793	39,55,742	37,87,152
FD-ST-BOI-556445110008794	39,55,743	37,87,152
FD-ST-BOI-556445110008795	39,55,744	37,87,153
	30,34,85,356	31,65,49,715




S. C. SATAPATHY
Director Finance
KIIT Deemed to be University
BBSR, Odisha, India-751024

(iii) The Details of Fixed Deposit Accounts as on Balance Sheet Dates with Banks	(Amount in Rs.)	
	As at March 31st,	
	2023	2022
Particulars	Rs.	Rs.
FD-ST-BOI-556445110009049	2,78,624	2,65,100
FD-ST-BOI-556445110009096	7,54,188	7,17,579
FD-BOI-LT-556445110009366	1,18,95,932	1,13,18,490
FD-BOI-LT-556445110009367	1,18,95,929	1,13,18,489
FD-LT-BOI-556445110010403	25,54,886	24,51,220
FD-LT-Bank of India-556445110010695	33,65,190	32,32,451
FD-LT-CANB-4915401000428	1,71,99,551	1,64,18,108
FD-LT-CANB-4915401000429	1,71,98,956	1,64,18,585
FD-LT-OBC-04953031061914	2,23,01,821	2,14,42,128
FD-LT-OBC-04953031061921	3,10,32,858	2,98,38,936
FD-PNB-CSPur-297700PR00022140	92,33,511	87,88,997
FD-Allahabad Bank-50028720549	20,92,086	19,98,116
FD-AXIS Bank-921040057495558	30,74,647	29,36,314
FD-LT-INDIAN BANK- 50542034984	11,20,768	10,71,524
FD-LT-INDIAN BANK- 50542035966	11,31,927	10,82,193
FD-LT-INDIAN BANK- 50542036448	6,72,451	6,42,906
FD-ST-BOI-556445110011038	24,39,624	-
FD-ST-HDFC-50300655229441	10,26,14,638	-
FD-PNB-ST-134610GR00000037	5,17,80,165	-
FD-PNB-ST-134610GR00000028	5,17,80,165	-
FD-INDIAN BANK-ST-7329602888	5,72,000	-
FD-INDIAN BANK-ST-7254932910	60,00,000	-
FD-INDIAN BANK-ST-7325197612	60,00,000	-
FD-INDIAN BANK-ST-7384211684	40,00,000	-
FD-LT-INDIAN BANK-7192720449	25,000	-
FD-CANARA BANK-ST-145000131278/1	2,46,60,908	-
FD-PUNJAB NATIONAL BANK-ST-184920PU0000	51,69,845	-
FD-BOI-ST-514045110000790	31,12,499	-
FD-BOM-ST-60420288425	1,00,00,000	-
FD-BOI-LT-556445110011092	22,681	-
FD-BOI-LT-556445110011093	21,68,075	-
FD-BOI-LT-556445110011097	12,87,359	-
FD-BOI-LT-556445110011098	3,86,207	-
FD-BOI-556445110011110	21,84,264	-
FD-BOI-556445110011128	12,83,686	-
FD-BOI-556445110011129	5,13,475	-
FD-BOI-556445110011132	3,84,931	-
FD-Bank of India-LT-556445110011146	6,40,227	-
FD-Bank of India-LT-556445110011130	11,54,920	-
FD-Bank of India-LT-556445110011201	65,46,152	-
FD-ST-INDIAN BANK - 7007241814	1,16,20,941	1,10,42,290
FD-ST-HDFC-50300534298662	54,183	51,780
FD-ST-HDFC-50300534299814	54,183	51,780
FD-LT-HDFC-50300534442561	1,03,544	1,03,544
FD-LT-IDBI BANK-7023322126	4,20,087	4,01,683
FD-ST-ICICI-242413004037	10,895	10,345
FD-AXIS Bank-Pune City Office	61,14,631	58,34,947
FD-HDFC Bank-Pune City Office	1,02,44,202	-
FD-LT-ALLAHABAD BANK 50509177832	11,42,55,300	11,03,77,889
	56,34,08,112	25,78,15,394
TOTAL	86,68,93,469	57,43,65,109



(Signature)

S. C. SATAPATHY
Director Finance
KIIT Deemed to be University
BBSR, Odisha, India-751024

Particulars	(Amount in Rs.)	
	As at March 31st,	
	2023	2022
	Rs.	Rs.
(a) Loans and Advances to Employees (Unsecured, Considered Good)		
Staff Advance for salary	1,97,67,328	1,17,22,630
Advance For Office Expenses	6,77,23,795	7,66,72,337
(b) Prepaid Expenses	2,66,07,827	78,97,413
(c) Advance for Land & Building	48,33,84,423	75,88,06,867
(d) Advance against payable	1,45,65,30,654	1,27,07,54,047
(e) Other Loans & Advances	12,65,99,370	6,31,47,740
TOTAL	2,18,06,13,397	2,18,90,01,034

Particulars	(Amount in Rs.)	
	As at March 31st,	
	2023	2022
	Rs.	Rs.
(a) Accruals		
Interest accrued on deposits	83,47,836	-
(b) Interest accrued on Security Deposit	-	7,71,390
TOTAL	83,47,836	7,71,390




S. C. SATAPATHY
Director Finance
KIIT Deemed to be University
BBSR, Odisha, India-751024

Particulars	(Amount in Rs.)	
	As at March 31st,	
	2023	2022
	Rs.	Rs.
Note 2.16 : ACADEMIC RECEIPTS		
FEE FROM STUDENTS		
Academic		
1 Tuition fee	7,96,05,82,109	7,47,04,30,533
2 Admission fee	5,00,25,000	5,09,00,505
3 Enrolment fee	7,91,91,119	12,63,69,494
4 Registration fee	3,67,40,850	3,21,66,605
5 Convocation fee	51,64,002	34,47,500
Total (A)	8,13,17,03,079	7,68,33,14,636
Examinations		
1 Annual Examination fee	4,66,76,010	4,35,54,149
Total (B)	4,66,76,010	4,35,54,149
Other fees		
1 Miscellaneous fee	2,11,50,568	1,59,55,571
2 Transportation fee	-	-
3 Hostel & Mess fee	2,66,82,76,121	68,89,93,790
Total (C)	2,68,94,26,689	70,49,49,361
GRAND TOTAL (A+B+C)	10,86,78,05,778	8,43,18,18,146

Particulars	(Amount in Rs.)	
	As at March 31st,	
	2023	2022
	Rs.	Rs.
Note 2.17 : GRANTS & DONATIONS (Irrevocable Grants & Subsidies Received)		
1 Central Government		
Grant-in-Aid- DST	2,43,98,175	1,22,43,885
Grant-in-Aid-AICTE	2,82,550	-
Grant-in-Aid- UGC	-	25,349
Grant-in-Aid-DRDO	50,000	-
Grant-in-Aid-MNRE	46,59,184	-
Grant-in-Aid-ICMR	2,15,40,717	2,14,62,531
Grant-in-Aid-DBT	1,19,81,555	1,25,85,084
Grant-in-Aid-CSIR	27,781	-
Grant-in-Aid-ICSSR	9,61,560	17,32,803
Grant-In-Aid BRNS	4,89,493	12,27,198
Grant-In-Aid Common	1,61,31,977	2,23,58,208
Grant-In-Aid CRR		
Grant-In-Aid NSDC		
DDU-GKY PROJECT INCOME	4,689	20,74,583
RURAL MASSION PROJECT INCOME	61,18,948	57,12,984
2 State Government(s)		
OTDS Project	3,46,622	18,24,563
3 Government Agencies		
4 Institutions/Welfare Bodies	-	-
5 International Organisations		
FC Projects	3,21,65,392	80,32,933
6 Others		
Seminar & Conference Income	46,20,923	41,66,303
MDP Fees	4,00,000	9,08,800
NSS Programme		
Induction Training Programme		
Sponsorship Fees Received	-	75,000
Grant-in-Aid CSR	5,00,000	10,00,000
Total	12,46,79,566	9,54,30,224





S. C. SATAPATHY
Director Finance
KIIT Deemed to be University
BBSR, Odisha, India-751024

Note 2.18 : OTHER INCOME	(Amount in Rs.)	
	As at March 31st,	
	2023	2022
	Rs.	Rs.
Particulars		
A Income from Land & Building		
1. Hostel Room Rent		-
2. License fee		-
3. Hire Charges of Auditorium/Play ground/Convention Centre, etc	3,00,66,454	34,61,892
4. Electricity & water charges	1,03,52,651	96,47,640
Total	4,04,19,105	1,31,09,532
B Sale of Institute's publications		
C Income from holding events		
1. Gross Receipts from annual function/ sports carnival	5,15,39,137	1,42,12,157
Less: Direct expenditure incurred on the annual function/ sports carnival	4,72,40,969	1,31,75,418
Total	42,98,168	10,36,739
D Interest on Term Deposits:		
a) With Scheduled Banks	4,43,16,040	2,55,86,990
b) Others	16,072	8,74,690
Total	4,43,32,112	2,64,61,680
E Interest on Savings Accounts:		
a) With Scheduled Banks	4,93,45,823	2,23,69,851
b) Others		
Total	4,93,45,823	2,23,69,851
F Interest On Loans:		
a) Employees/Staff		
b) Others		
Total	-	-
G Interest on Debtors and Other Receivables		
1. Interest on IT Refund	43,11,680	-
H Others		
1. Income from consultancy	4,05,14,231	2,44,94,458
2. Misc. receipts (Sale of tender form, waste paper, etc.)	1,18,304	66,354
3. Realised Gain/Loss Foreign Currency	7,362	8,584
4. Insurance Claim	1,45,700	-
5. Sale of Medicine	23,37,43,958	16,54,35,513
6. Collection from Patient	2,41,29,40,691	1,72,53,96,368
7. Revenue from COVID -19 Hospital	-	69,23,41,881
Total	2,69,17,81,926	2,60,77,43,158
GRAND TOTAL (A+B+C+D+E+F+G+H)	2,83,01,77,135	2,67,07,20,960

Note 2.19 : STAFF PAYMENTS & BENEFITS	(Amount in Rs.)	
	As at March 31st,	
	2023	2022
	Rs.	Rs.
Particulars		
(a) Salaries and wages		
Salary (Teaching Staff)	2,11,01,67,140	1,79,56,83,169
Salary (Non-Teaching Staff)	1,95,86,06,685	1,54,40,39,843
(b) Contribution to Provident Fund	13,36,47,898	9,55,07,820
(c) Contribution to ESIC	1,33,66,199	1,14,45,197
(d) Staff welfare expenses	6,25,02,441	1,42,58,352
(e) Medical facility	6,36,83,043	5,05,38,407
(f) Honorarium	1,07,05,944	98,01,613
(g) Liveries & Uniforms	4,83,40,473	1,37,43,367
TOTAL	4,40,10,19,823	3,53,50,17,767




S. C. SATAPATHY
Director Finance
KIIT Deemed to be University
BBSR, Odisha, India-751024

Particulars	(Amount in Rs.)	
	As at March 31st,	
	2023	2022
	Rs.	Rs.
(a) Laboratory expenses	47,83,10,761	33,05,37,091
(b) Field work/Participation	8,31,092	4,25,000
(c) Seminar/Workshop	1,18,42,125	35,11,158
(d) Payment to visiting faculty	59,54,875	53,16,542
(e) Examination	45,28,234	6,35,204
(f) Student Welfare expenses	20,73,279	8,04,814
(g) Admission expenses	1,71,51,183	1,34,75,365
(h) Convocation expenses	1,13,50,774	79,68,474
(i) Publications	7,60,656	6,69,827
(j) Stipend/means-cum-merit scholarship		
a) Free Studentship	49,01,70,520	37,93,70,700
b) KIIT Merit Scholarship.	6,01,17,004	5,54,31,954
c) Stipend	27,64,17,724	23,28,85,502
d) Scholarship to Underprivileged Community	51,800	8,20,000
(k) Subscription Expenses		
a) e-Journals	3,02,92,109	4,01,27,836
b) Print Journal	2,16,33,634	1,82,44,362
c) e-books	34,49,170	2,01,72,859
(l) Training Expenses	1,25,30,214	1,29,31,986
(m) Teaching & Learning Development	3,36,84,003	1,70,60,050
(n) Affiliation & Membership	76,80,444	1,17,21,947
(o) Registration Charges	1,92,42,776	1,37,70,167
(p) Material & Consumables	6,10,84,001	1,15,03,450
(q) Computer Consumables	60,02,983	58,90,479
(r) Printing & Consumption	2,73,28,522	98,64,118
(s) Hiring Charges on Equipment	55,01,841	18,75,216
(t) Medal & Prize	1,28,45,428	14,17,327
(u) Lodging & Boarding Expenses	2,04,16,974	93,52,914
(v) Student Boarding Expenses	58,21,17,093	6,60,77,803
(w) Internet Charges	82,71,221	47,54,924
(x) Cable Charges	1,91,110	1,00,430
(y) Write off Books and Library	2,46,16,880	2,46,67,412
(z) Write off Laptop	2,70,80,549	1,80,42,230
(zi) R & D, SEMINAR, WORKSHOP AND CONSULTANCY EXP.		
FC Projects	3,21,65,392	80,32,933
MNRE Project	30,34,272	6,70,614
DBT Project	1,35,89,464	1,02,17,416
DRDO Project	63,737	60,064
ICMR Project	1,73,84,433	1,69,20,291
BRNS Project	8,28,603	10,02,602
DST Project	1,39,26,058	1,26,11,256
CSIR Project	9,401	19,521
AICTE-Project	60,077	12,03,319
ICSSR Project	3,72,409	11,15,676
DDU-PROJECT EXPENSES	35	20,74,583
OTDS Project Exp.	3,46,622	17,91,650
Rural Mission Project Expenses	61,18,948	57,12,984
Other Project Exp.	1,04,72,346	1,23,47,720
MDP - Training expenses	20,321	-
NTEP Training Programme	-	-
Project Proposal Fees	-	2,10,000
TOTAL	2,36,19,21,099	1,39,34,17,770



(Signature)

S. C. SATAPATHY
Director Finance
KIIT Deemed to be University
BBSR, Odisha, India-751024

Particulars	(Amount in Rs.)	
	As at March 31st,	
	2023	2022
	Rs.	Rs.
(a) Electricity and power	28,04,11,174	14,40,73,518
(b) Water charges	3,51,911	3,28,553
(c) Insurance	40,59,792	33,37,318
(d) Rent, Rates and Taxes (including property tax)	9,40,75,134	12,07,39,534
(e) Postage & telegram	17,96,576	1,76,06,422
(f) Telephone and Internet Charges	32,38,566	28,61,709
(g) Printing and Stationary	3,32,25,697	64,47,307
(h) Traveling and Conveyance Expenses	8,01,20,117	1,81,35,681
(i) Expenses on Seminar/Workshops	26,26,005	4,84,613
(j) Hospitality	17,45,844	15,33,964
(k) Auditors Remuneration	59,31,860	60,11,000
(l) Professional Charges	5,79,37,310	4,93,81,005
(m) Advertisement and Publicity	28,71,07,390	25,54,30,814
(n) Magazines & Journals	9,01,582	7,91,713
(o) Pest Control Expenses	1,06,55,792	6,14,949
(p) Puja Expenses	7,78,273	3,10,443
(q) Laundry Expenses	1,55,54,643	1,41,03,396
(r) Biomedical wastages treatment Expense	50,35,630	54,79,805
(s) Periphery Society Development Expenses	1,11,76,501	7,00,684
(t) Social Outreach Activities	6,23,08,000	2,00,000
(u) Subscription Charges	44,39,304	24,84,850
(v) Consultancy & Legal Charges	3,83,86,994	1,94,70,377
(w) Covid-19 Relief Exp.	-	88,40,550
(w) Diet Expenses	3,54,42,561	5,33,13,013
(x) Documentation Expenses	2,02,363	15,95,575
(y) Donation	26,87,599	37,36,773
(z) Donation to KISS	72,09,57,561	84,79,35,861
(aa) Donation to KISS Foundation	75,00,000	25,00,000
(ab) Drugs & Chemical, other consumable	7,26,64,260	16,99,48,248
(ac) F O L-DG Set	41,37,584	35,92,959
(ad) Gardening Expenses	79,95,775	50,08,908
(ae) Health Camp Expenses	12,54,893	11,950
(af) Hospital Related Expenses	20,08,974	3,02,80,937
(ag) Inspection Fee	27,57,530	22,49,083
(ah) Licence Fees	1,79,84,866	98,80,606
(ai) Activity Promotional Expenses	32,91,289	7,73,629
(aj) Miscellaneous Expenses	39,12,649	24,91,921
(ak) Office Expenses	13,66,219	12,20,378
(al) Purchase of Medicine	55,19,53,364	46,57,08,604
(am) Implant Issue to Patient	22,25,59,571	-
(an) Watch & Ward Expenses	21,10,881	16,50,233
(ao) Website Domain Charges	34,51,007	14,67,422
TOTAL	2,66,61,03,040	2,28,27,34,307

Particulars	(Amount in Rs.)	
	As at March 31st,	
	2023	2022
	Rs.	Rs.
1 Vehicles (owned by educational institution)		
a) Running expenses	2,48,67,983	1,71,97,352
b) Repairs & maintenance	77,54,878	55,02,804
c) Insurance expenses	65,30,297	74,76,152
2 Vehicles taken on rent/lease		
a) Rent/lease expenses	30,62,211	8,20,904
TOTAL	4,22,15,369	3,09,97,212




(Signature)
S. C. SATAPATHY
Director Finance
KIIT Deemed to be University
BBSR, Odisha, India-751024

Particulars	(Amount in Rs.)	
	As at March 31st,	
	2023	2022
	Rs.	Rs.
a Building	46,64,13,016	51,67,15,916
b Furniture & Fixture	12,18,48,142	11,09,19,792
c Plant & Machinery	6,84,93,462	4,80,63,996
d Office Equipments	4,51,87,164	3,24,21,981
e Cleaning material & services	19,90,78,607	14,20,66,835
TOTAL	90,10,20,391	85,01,88,521

Particulars	(Amount in Rs.)	
	As at March 31st,	
	2023	2022
	Rs.	Rs.
a Interest on fixed loans		
Interest on Term Loan	32,33,78,983	29,75,94,979
b Interest on other loans		
Interest on O/D	6,40,66,096	9,33,16,008
c Bank Charges & Commission	14,96,102	11,88,725
d Loan Processing Fees	1,97,10,655	1,92,29,601
e LC/BG Commission Charges	41,10,643	15,95,146
f Interest on TDS	1,15,883	1,97,786
g Interest on GST	76,042	-
TOTAL	41,29,54,404	41,31,22,245

Particulars	(Amount in Rs.)	
	As at March 31st,	
	2023	2022
	Rs.	Rs.
a Provision for Bad and Doubtful Debts/Advances		
b Irrecoverable Balances Written-off	4,58,08,076	8,13,37,553
c Loss on Stock Physical Inventory	-	-
d Loss/Gain on Sale/Exchange of Fixed Assets	57,844	-
TOTAL	4,58,65,920	8,13,37,553

As per our report attached
for Santosh K. Agrawalla & Associates
Chartered Accountants
Firm's Registration No.322231E


CA. S. K. Agrawalla
Partner
Membership No- 055996



Place : Bhubaneswar
Date : 20th September, 2023

For and on behalf of
Kalinga Institute Of Industrial Technology



S. C. SATAPATHY
Director Finance
KIIT Deemed to be University
BBSR, Odisha, India-751024

UDIN : 23055996BGWVFI6448

Fixed Assets Schedule and Depreciation Fund as on 31st March, 2023

Sl. No.	Particulars	GROSS BLOCK			DEPRECIATION				NET BLOCK				
		Opening	Addition during the year	Deletion during the year	Total	Depreciation	Rate of Depreciation	Dep. For the year	Deletion during the Year	Total Dep. as on 31.03.2023	WDV as at 31.03.2023	WDV as at 31.03.2022	
		> 6 month	< 6 month	the year	7	B/F	8	9	10	11	12	13	14
1	Airconditioner Including Installation	14,24,96,527	6,19,90,298	1,05,83,269	21,50,70,093	9,63,45,951	20%	1,31,09,679	-	10,94,55,630	10,56,14,463	4,61,50,576	
2	Audio Visual equipment	12,64,77,226	6,58,840	72,11,492	13,43,47,558	7,29,53,323	20%	1,11,41,549	-	8,40,94,872	5,02,52,686	5,35,23,903	
3	Books & Library	73,72,95,908	5,06,32,011	10,18,23,248	83,01,02,937	37,44,80,955	15%	6,62,23,774	3,50,31,350	40,56,73,379	42,44,29,558	36,28,14,953	
4	Building	13,43,11,76,233	9,81,64,919	2,50,44,77,307	16,03,38,18,459	5,21,98,53,247	10%	89,34,94,798	-	6,11,33,48,045	9,92,04,70,415	8,21,13,22,987	
5	Capital Work-In-Progress	3,78,44,46,082	12,49,66,826	1,74,88,37,378	3,67,90,18,557	-	0%	-	-	3,67,90,18,557	3,78,44,46,082	3,78,44,46,082	
6	Computer Related	60,80,09,882	3,14,82,029	3,17,84,655	67,12,76,566	41,96,70,032	20%	4,77,04,648	-	46,73,74,680	20,39,01,886	18,83,39,850	
7	Computer Software	19,25,11,980	12,27,709	93,03,562	20,30,43,252	14,43,09,448	20%	1,02,81,385	-	15,45,90,833	4,84,52,419	4,82,02,532	
8	Central Medical Gas	1,54,87,541	3,07,62,171	24,15,164	4,86,64,876	1,41,59,466	20%	35,34,977	-	1,76,94,443	3,09,70,434	13,28,075	
9	Crockery & Utensils	1,73,35,508	3,520	17,49,646	1,90,88,674	1,09,18,760	15%	9,65,458	-	1,18,84,218	72,04,455	64,16,748	
10	Electrical,Electronics Equipments & Fittings	48,06,42,951	5,87,89,138	13,31,14,815	67,12,06,905	30,53,33,664	20%	4,78,36,741	9,52,156	35,22,18,249	31,89,88,656	17,53,09,287	
11	Furniture & Fixture & office Equipments	77,15,11,588	2,39,15,327	12,15,03,693	91,69,30,608	46,21,47,472	15%	5,40,22,714	-	51,61,70,186	40,07,60,422	30,93,64,117	
12	Land & land Development	2,96,08,01,015	7,00,633	11,91,13,021	3,08,06,14,669	-	0%	-	-	3,08,06,14,669	2,96,08,01,015	2,96,08,01,015	
13	Laptop	1,38,22,37,859	8,80,81,637	47,73,52,116	1,63,62,81,478	65,56,93,400	60%	28,37,30,153	28,43,47,224	65,50,76,329	98,12,05,150	72,65,44,459	
14	Machinery & Lab Equipments	57,80,39,571	4,45,91,559	9,05,73,314	71,32,04,444	33,74,74,351	20%	4,96,81,523	-	38,71,55,874	32,60,48,570	24,05,65,221	
15	Medical Equipment	1,06,16,72,788	1,12,76,570	79,90,21,393	1,87,19,70,751	73,55,75,009	40%	9,49,56,846	-	83,05,31,855	1,04,14,38,896	32,60,97,779	
16	Motor Vehicle	27,07,33,237	4,29,50,124	9,44,59,693	39,05,14,785	17,11,87,107	20%	2,60,58,744	1,63,99,638	18,08,46,214	20,96,68,571	9,95,46,130	
17	Photo Copiers	1,18,71,471	8,44,342	6,98,560	1,31,99,534	93,91,442	20%	8,20,582	1,97,840	1,00,14,185	31,85,349	24,80,030	
18	Sculpture Garden	2,07,44,962	50,000	-	2,07,94,962	1,93,46,802	25%	3,49,540	-	1,96,96,342	10,98,620	13,98,160	
19	Smart Class Room	13,55,52,500	-	17,80,10,080	31,35,62,580	1,23,66,668	33%	4,92,95,562	-	26,41,43,349	32,60,48,570	13,54,28,832	
20	Solar Power System	50,02,236	-	-	50,02,236	47,55,675	25%	61,640	-	48,17,315	1,84,921	2,46,561	
21	Solar Water Heating System	2,34,56,533	-	55,56,733	2,90,13,266	1,84,44,713	25%	15,93,708	-	2,00,38,421	89,74,845	50,11,819	
22	Sports & Musical Equipments	12,78,02,273	4,83,80,000	1,19,12,106	18,80,94,379	7,53,12,607	20%	1,91,21,939	-	9,44,34,546	9,36,59,834	5,24,89,666	
23	Surveillance Equipments	11,49,43,880	7,83,806	1,39,06,910	12,96,34,595	7,55,55,631	20%	86,07,672	-	8,41,63,303	4,54,71,292	3,93,88,249	
24	Telephone & EPABX	1,42,78,104	6,76,648	8,99,772	1,58,54,524	90,17,234	15%	10,55,882	-	1,00,73,117	57,81,407	52,60,870	
25	Transformer & Generators	11,73,88,413	13,57,000	3,53,43,118	15,40,88,530	6,81,06,974	15%	76,09,361	-	7,57,16,335	7,83,72,196	4,92,81,439	
	Sub Total:	27,13,19,16,268	72,22,85,107	6,49,96,51,044	31,98,43,99,218	9,30,01,56,930		1,69,12,58,877	33,69,28,208	10,65,44,87,599	21,32,99,11,619	17,83,17,59,338	
	Research & Development Assets												
26	Machinery & Lab Equipments - R&D	15,99,20,439	34,08,195	2,20,74,399	18,54,03,033	10,38,60,238	20%	1,12,56,884	-	11,51,17,121	7,02,85,912	5,60,60,201	
27	Electrical,Electronics Equipments & Fittings-R&D	67,35,809	4,004	-	67,39,813	39,26,425	20%	5,47,117	-	44,73,543	22,66,270	28,09,384	
28	Furniture & Fixture & office Equipments-R&D	12,78,734	-	-	12,78,734	5,01,852	15%	1,22,270	-	6,24,122	6,54,611	7,76,881	
29	Books & Library	-	-	8,01,893	8,01,893	-	15%	60,142	-	60,142	7,41,751	-	
30	Computer Related-R&D	1,29,01,269	20,76,951	13,68,927	1,63,47,147	68,20,682	20%	15,85,734	-	84,06,416	79,40,731	60,80,587	
	Sub Total:	18,08,36,251	54,89,150	2,42,45,219	21,05,70,620	11,51,09,197		1,35,72,147	-	12,86,81,344	8,18,89,276	6,57,27,053	
	Total:	27,31,27,52,519	72,77,74,257	6,52,38,96,263	32,19,49,69,837	9,41,52,66,128		1,70,48,31,024	33,69,28,208	10,78,31,66,943	21,41,18,00,894	17,89,74,86,392	

Sl. No.	Particulars	2021-22	2022-23	2023-24
	PREVIOUS YEAR-2021-22	24,17,83,43,853	30,91,93,875	3,89,29,38,410
	Total:	24,17,83,43,853	30,91,93,875	3,89,29,38,410

Sl. No.	Particulars	2021-22	2022-23	2023-24
	PREVIOUS YEAR-2021-22	24,17,83,43,853	30,91,93,875	3,89,29,38,410
	Total:	24,17,83,43,853	30,91,93,875	3,89,29,38,410

15,95,08,45,254

9,41,52,66,128

25,45,90,107

17,89,74,86,392



S. C. SATAPATHY
Director Finance
KIIT Deemed to be University
BBSR, Odisha, India-751024